
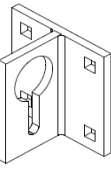
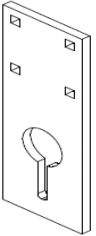
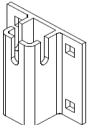





Part #	Description	Drawing
6013A	LIGHT DUTY CHAIN ANCHOR PLATE FOR 5/16" & 3/8" CHAIN 4" x 10" x 1/4" 2.5 lbs	
6H416	CHAIN ANCHOR T-PLATE FOR 3/8" & 1/2" CHAIN 5" x 5" x 3/8" 5 lbs	
DH-MDCR	MEDIUM DUTY CHAIN ANCHOR PLATE FOR 3/8" & 1/2" CHAIN 6" x 14" x 1/2" 10 lbs	
DH-CR	HEAVY DUTY CHAIN ANCHOR PLATE FOR 1/2" & 5/8" CHAIN 6" x 18" x 5/8" 18 lbs	
DH-SMCR	SHORT CHAIN RETAINER FOR CHAIN UP TO 3/8" 5" x 5" x 1/4" 4 lbs	
DH-CRLGSQ	LONG CHAIN RETAINER FOR CHAIN UP TO 3/8" 5" x 7" x 1/4" 13 lbs	
CHG038	3/8" CHAIN HDG GR43 LONG LINK IMPORTED	
CHG012	1/2" CHAIN HDG GR43 LONG LINK IMPORTED	
CHG058	5/8" CHAIN HDG GR43 LONG LINK IMPORTED	
CHG034	3/4" CHAIN HDG GR43 LONG LINK IMPORTED	
CHG001	1" CHAIN HDG GR43 LONG LINK IMPORTED	
SHI038	3/8" SHACKLE IMPORTED	
SHI0716	7/16" SHACKLE IMPORTED	
SHI012	1/2" SHACKLE IMPORTED	
SHI058	5/8" SHACKLE IMPORTED	
SHI034	3/4" SHACKLE IMPORTED	
SHI001	1" SHACKLE IMPORTED	

DOMESTIC CHAIN AND SHACKLES AVAILABLE UPON REQUEST. ADDITIONAL SIZES AND TYPES ALSO AVAILABLE.

Part #	Description	Drawing
AH0454	4" DIA. HELIX x 4-1/2' TALL x 3/4" DIA. SHAFT	
AH0648	6" DIA. HELIX x 4' TALL x 3/4" DIA. SHAFT	
AH0666	6" DIA. HELIX x 5-1/2' TALL x 3/4" DIA. SHAFT	
AH0848	8" DIA. HELIX x 4' TALL x 1" DIA. SHAFT	
AH0866	8" DIA. HELIX x 5-1/2' TALL x 1" DIA. SHAFT	
AH1066	10" DIA. HELIX x 5-1/2' TALL x 1-1/4" DIA. SHAFT	
AH1096	10" DIA. HELIX x 8' TALL x 1-1/4" DIA. SHAFT	
AH1496	14" DIA. HELIX x 8' TALL x 1-1/4" DIA. SHAFT	
<p>SQUARE SHAFT ANCHORS AND ADDITIONAL SIZES AVAILABLE</p>		
ANCPYR	PYRAMID ANCHORS 100 lbs to 500 lbs IMPORTED	
ANCHM	MUSHROOM ANCHORS 100 lbs to 500 lbs IMPORTED	
GRANITE BLOCK	<p>QUARRY GRANITE BLOCKS ROUGH EDGED 1-1/4" DIAMETER STEEL STAPLE 1,500 LBS TO 6,000+ LBS</p>	